


SANDING MESHES


soft



new and soft gypsum finishes



hard



old paint, hard gypsum plasters

small and large surfaces of general use

manually and mechanically

gypsum and wood


SANDING BLOCKS

cuboid



flat gypsum surfaces

trapezoid



gypsum corners

rhombus



corners and flat gypsum surfaces

small surfaces

manually

gypsum

SANDING ROLLERS WITH VELOUR

sanding mesh




without holes

8 holes

10 holes

flat surfaces of hard gypsum plasters

sandpaper



without holes

8 holes

10 holes

flat surfaces of gypsum finishes


large surfaces

manually

gypsum

SANDING TOOLS FOR WOOD grit: SIC

sponge



rounded wooden surfaces

XL block



flat wooden surfaces

small surfaces

manually

wood